

**CURRICULUM FEEDBACK ANALYSIS**

**REFERENCE PERIOD**

**2017-18 to 2021-22**

## Feedback Analysis and Action Taken Report

---

### CONTENT:

1. Introduction
2. Feedback Form for Students
3. Feedback Form for Alumni
4. Feedback Form for Teachers
5. Feedback Form for Employers
6. Feedback Analysis of Student's Feedback on Curriculum
7. Feedback Analysis of Alumni's Feedback on Curriculum
8. Feedback Analysis of Teachers Feedback on Curriculum
9. Feedback Analysis of Employer's Feedback on Curriculum
10. Analysis of the Feedback From the Stakeholders
11. Action taken based on the Feedback



A handwritten signature in blue ink, possibly reading "Sahil".

A handwritten signature in blue ink, possibly reading "B".

A handwritten signature in blue ink, possibly reading "Sahil".

## Feedback Analysis and Action Taken Report

---

**1. Introduction:** Feedback plays a vital role in understanding whether the implementation path is appropriate for achieving the stated goals. In achieving the stated objectives of design, development, and revision of the curriculum, feedback has a significant role. The stakeholders should have a say in what they want at the end of the course, or the program, which is the essence of outcome-based education. Mewar University has implemented feedback forms for all the stakeholders (Students, Alumni, Employers, and Teachers). The implementation is not limited to the collection of feedback from the relevant stakeholders but the feedback is analyzed, which lays down a strategy to devise a suitable action plan for improvement in the coming academic years. This practice has been a continuous effort from the University to ensure that the curriculum is updated in all the programs offered, thus preparing students with holistic development for their life ahead in this competitive world.

**Structured Feedback:** As a practice, the University Internal Quality Assurance Cell (IQAC) provides feedback forms from the following stakeholders

1. Students
2. Alumni
3. Teachers
4. Employers

The questionnaire has been framed keeping in mind the diverse programs offered by the University. The questionnaire floated for the different stakeholders has been given below

**2. Feedback form for Students:** All the feedback forms have been devised to be rated as Excellent, Very Good, Good, Fair, and Poor.

The feedback questionnaire of Students helps in understanding whether the defined curriculum is adhering to the norms of outcome-based education, whether the defined curriculum instills the research culture in Students, whether the defined curriculum allows the Students to be curious and develop them to be individuals with an attitude for life-long learning etc. Thus enabling the University to attain its mission leading to the attainment of Vision. The questionnaire posed to Students is shown in Table 1 below



Page 3



## Feedback Analysis and Action Taken Report

**Table 1: Questionnaire to Students on the Curriculum**

1. How do you rate programme in terms of the curriculum syllabi in different semester?
  2. How do you rate the availability of the text and reference books in the library?
  3. How do you rate quality and relevance of the courses included into the curriculum?
  4. How do you rate ambience of the class room for effective delivery of the lectures?
  5. How do you rate courses in terms of their relevance to the latest and/or future technologies?
  6. How do you rate programme based on the assignment, chart and presentations conducted?
  7. How do you rate quality of teaching in the university?
  8. How do you rate transparency of the evaluation system in the University?
  9. How do you rate University activities related to training and placements?
  10. How do you rate quality of teaching during the entire programme?
  11. How do you rate Teachers's approach about your overall development?
  12. How do you rate fairness of internal evaluation process by the Teacherss?
  13. Mentor does a necessary follow-up with you regarding the assigned task to you.
- 4 – Every Time 3 - Usually 2 – Occasionally / Some Times 1-Rarely 0 - I don't have a Mentor

### 3. FEEDBACK FORM FOR ALUMNI

Alumni play a very crucial role in making us understand whether the curriculum is developing them into individuals who can sustain in the dynamic environment, whether the curriculum is instilling curiosity in them to pursue higher research, and whether the curriculum is motivating them to become successful entrepreneurs and contribute to the development of the country, etc. With these aspects in mind, the questionnaire has been devised for alumni as shown in Table 2 below.

**Table 2: Questionnaire to Alumni on the Curriculum**

1. Quality of course content including the project work during your entire programme?
2. How do you rate the coverage of courses during programme?
3. How do you rate the curriculum relevance in your employment?
4. How do you rate the university curriculum with respect to competitive examinations syllabus?
5. How do you rate the syllabus applicability/relevance to real life situation?
6. How do you rate the programme curriculum in terms of knowledge, concepts, skills, analytical abilities and broadening perspectives?
7. How do you rate the programme orientation on university vision and mission?



A handwritten signature in blue ink, appearing to be 'S.S.' or similar.

A handwritten signature in blue ink, appearing to be 'S.S.' or similar.

A handwritten signature in blue ink, appearing to be 'S.S.' or similar.

A handwritten signature in blue ink, appearing to be 'S.S.' or similar.

## Feedback Analysis and Action Taken Report

---

8. How do you rate the class room teaching material about clarity and relevance to the syllabus?
9. How do you rate course evaluation methods?
10. How do you rate the focus towards the research orientation during the programme?
11. Teachers inform you about your expected competencies, course outcomes and programme outcomes?
12. The Teachers identify your strengths and encourage you with providing right level of challenges?
13. Teachers are able to identify your weaknesses and help you to overcome them.
14. The institute/ Teachers use student centric methods, such as experiential learning, participative learning and problem solving methodologies for enhancing learning experiences.
15. Teachers encourage you to participate in extracurricular activities.
16. Efforts are made by the institute/ Teachers to inculcate soft skills, life skills and employability skills to make you ready for the world of work.
17. The overall quality of teaching-learning process during the entire programme is very good.

#### 4. FEEDBACK FORM FOR TEACHERS

Teachers are the backbone of any higher education institution, and their feedback is vital in understanding whether the stated curriculum helps the students get a strong foothold on the fundamentals of the programs of study. The questionnaire also captures whether the curriculum allows the students to apply their knowledge to solve complex problems and whether the syllabus is updated for students to pursue higher studies and research. Table 3 below lists the questions asked of teachers in the feedback survey process.

**Table 3: Questionnaire to Teachers on the Curriculum**

1. How do you rate the quality and relevance of the courses included into the curriculum?
2. How do you rate the student's ability to understand the course taught by you?
3. Do students discuss assignments and problems with you?
4. Do you illustrate the concepts through examples and applications?
5. How do you rate ambience of the University for Effective Delivery of the course content?
6. How do rate courses in terms of their relevance to the latest and/ or the future technologies?
7. How do you rate the outcomes that your student has achieved from the courses?
8. How do you rate the transformation of your Students after the completion of the course?
9. How do you rate the University activities related to training and placements?
10. How do you rate the transparency of the evaluation system in the University?



## Feedback Analysis and Action Taken Report

### 6 FEEDBACK FORM FOR EMPLOYERS

Feedback should involve all the involved stakeholders to understand whether the defined curriculum is relevant to the industry and updated with the current trending areas in the respective domain, we need to collect the feedback from experts from the employer who are well-versed in their respective domain and also from some employers who are having our Students as their employees after their graduation. The questionnaire that has been included in the feedback form collected from the employer is shown below

1. Accountability: Punctual in attending work and honor commitment to meet deadlines?
2. Competency level?
3. Adequacy of skill?
4. Quality of Work: Completes tasks accurately. Work reflects neatness, attention to detail, and Compliance to company standards?
5. Adequacy of curriculum?
6. Target Orientation?
7. Initiative: Consistently demonstrates a proactive nature. Takes appropriate action without constant supervision?
8. Ability to relate theory to practice?
9. Analysis and Judgment: Demonstrates the ability to analyze the facts and make sound decisions?
10. Communication and Attitude: Expresses verbal and written ideas effectively. Interacts well with others and resolves conflicts?
12. Overall rating?

With the above feedback forms devised for various stakeholders, the University through its various departments have collected the above mentioned feedback forms ,the following number of feedback responses were collected from the various stakeholders mentioned above.

Category of Stakeholder	Number of Responses
Students	6034
Alumni	1204
Teachers	411
Employer	66
<b>TOTAL NUMBER OF RESPONSES</b>	<b>7715</b>



*(Handwritten signatures and initials in blue ink)*

## Feedback Analysis and Action Taken Report

The above-mentioned responses were analyzed based on the category of stakeholder and the below section gives a detailed report of the same.

**7 FEEDBACK ANALYSIS OF STUDENT FEEDBACK ON CURRICULUM:** The feedback collected from the Students were analyzed and the following tables give us an overall understanding of how the Students feel about the curriculum for their respective program of study.

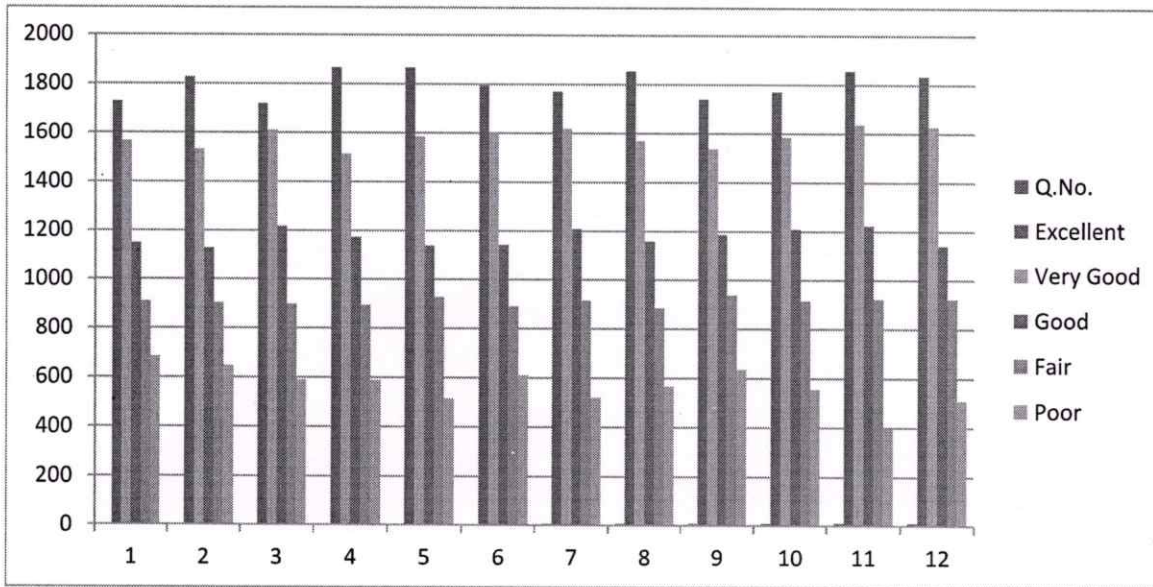
Question	Excellent	Very Good	Good	Fair	Poor
How do you rate programme in terms of the curriculum syllabi in different semester?	1727	1565	1149	909	684
How do you rate the availability of the text and reference books in the library?	1827	1531	1128	902	646
How do you rate quality and relevance of the courses included into the curriculum?	1719	1612	1216	897	590
How do you rate ambience of the class room for effective delivery of the lectures?	1867	1513	1173	893	588
How do you rate courses in terms of their relevance to the latest and/or future technologies?	1866	1586	1139	928	515
How do you rate programme based on the assignment, chart and presentations conducted?	1794	1596	1142	891	611
How do you rate quality of teaching in the university?	1770	1619	1208	915	522
How do you rate transparency of the evaluation system in the University?	1854	1570	1158	885	567
How do you rate University activities related to training and placements?	1740	1535	1186	937	636



*(Handwritten signatures and initials)*

## Feedback Analysis and Action Taken Report

How do you rate quality of teaching during the entire programme?	1770	1585	1208	914	557
How do you rate Teachers's approach about your overall development?	1855	1638	1222	922	397
How do you rate fairness of internal evaluation process by the Teachers?	1834	1627	1140	923	510



**Figure 1: Graphical Representation of Student Feedback**

Figure:1 The graphical representation of data. From the graph, it is clear that maximum responses are good, hence there are no major concerns arising out of the feedback responses.



## Feedback Analysis and Action Taken Report

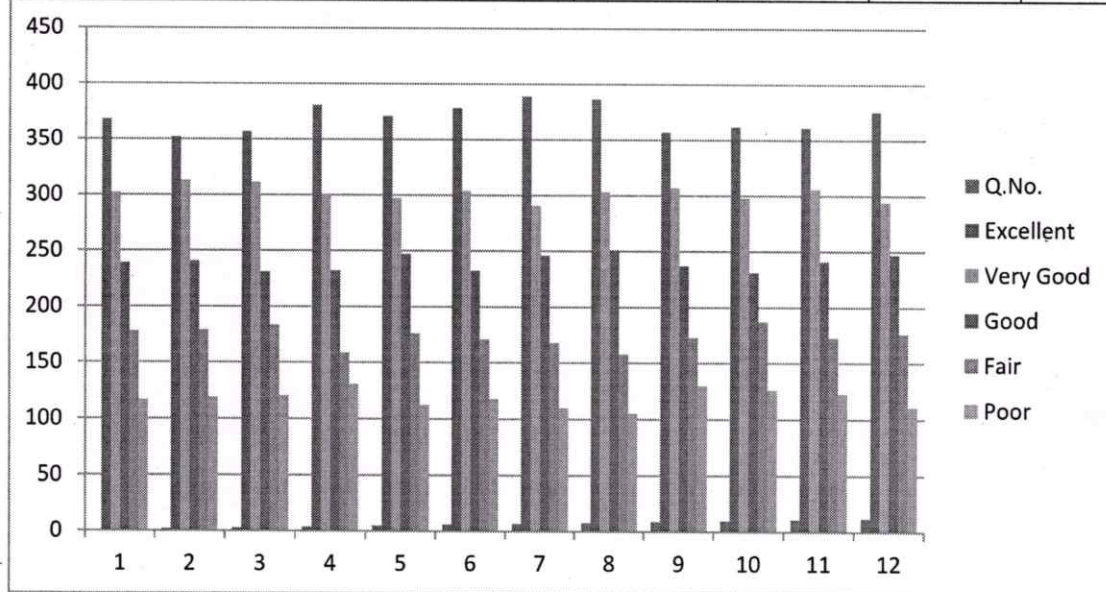
### 8. FEEDBACK ANALYSIS OF ALUMNI FEEDBACK ON THE CURRICULUM

Feedback was collected from 1204 alumni students for the reference year of 2017-22. The below table and figure show the responses of alumni about the curriculum.

Question	Excellent	Very Good	Good	Fair	Poor
Quality of course content including the project work during your entire programme?	368	302	239	178	117
How do you rate the coverage of courses during programme?	352	313	241	179	119
How do you rate the coverage of courses during programme?	357	311	231	184	121
How do you rate the university curriculum with respect to competitive examinations syllabus?	381	301	232	159	131
How do you rate the syllabus applicability/relevance to real life situation?	371	297	247	176	113
How do you rate the programme curriculum in terms of knowledge, concepts, skills, analytical abilities and broadening perspectives?	379	304	232	171	118
How do you rate the programme orientation on university vision and mission?	389	291	246	168	110
How do you rate the class room teaching material about clarity and relevance to the syllabus?	387	303	251	158	105
How do you rate course evaluation methods?	357	307	237	173	130
How do you rate the focus towards the research orientation during the programme?	362	298	231	187	126
Teacherss inform you about your expected competencies, course outcomes and programme outcomes?	361	306	241	173	123
The Teacherss identify your strengths and encourage you with providing right level of challenges?	376	294	247	176	111
Question	To a great	Moderate	Some what	Very little	Not at all extent

## Feedback Analysis and Action Taken Report

The institute/ Teacherss use student centric methods, such as experiential learning, participative learning and problem solving methodologies for enhancing learning experiences.	374	292	251	176	111
Efforts are made by the institute/ Teacherss to inculcate soft skills, life skills and employability skills to make you ready for the world of work	371	297	249	174	113
<b>Question</b>	<b>Strongly Agree</b>	<b>Agree</b>	<b>Neutral</b>	<b>Disagree</b>	<b>Strongly Disagree</b>
Teacherss encourage you to participate in extracurricular activities.	376	292	249	177	110
The overall quality of teaching-learning process during the entire programme is very good.	376	294	247	176	111



**Figure 2: Graphical Presentation of Alumni Feedback**

## Feedback Analysis and Action Taken Report

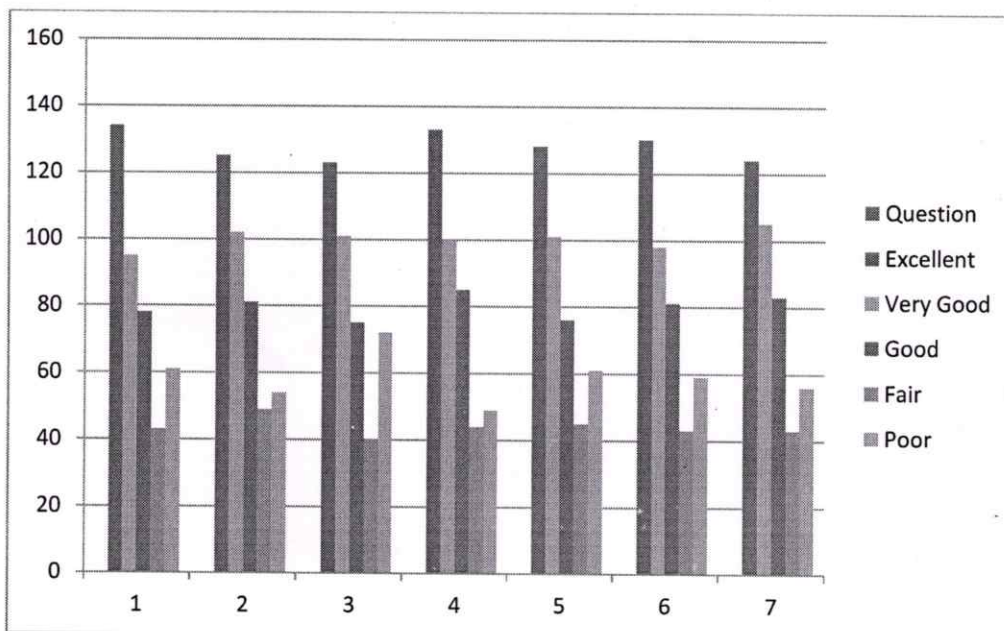
**9. FEEDBACK ANALYSIS OF TEACHERS FEEDBACK ON CURRICULUM:** A total of 411 faculty members participated in the curriculum feedback process. A detailed analysis of the teachers on the curriculum of their respective departments is presented in the graphs.

The graphical representation of the table is shown in the figure. From the graph, it can be easily made out that approximately all the responses are good, hence there are no major concerns arising out of the feedback responses.

Question	Excellent	Very Good	Good	Fair	Poor
How do you rate the quality and relevance of the courses included into the curriculum?	134	95	78	43	61
How do you rate ambience of the University for Effective Delivery of the course content?	125	102	81	49	54
How do rate courses in terms of their relevance to the latest and/ or the future technologies?	123	101	75	40	72
How do you rate the outcomes that your student has achieved from the courses?	133	100	85	44	49
How do you rate the transformation of your Students after the completion of the course?	128	101	76	45	61
How do you rate the University activities related to training and placements?	130	98	81	43	59
How do you rate the transparency of the evaluation system in the University?	124	105	83	43	56
Question	Every Time	Usually	Occasionally / Some Times	Rarely	I don't have a Mentor
Do Students discuss assignments and problems	133	101	82	54	47

## Feedback Analysis and Action Taken Report

with you?					
Do you illustrate the concepts through examples and applications?	133	99	84	53	42
<b>Question</b>	<b>Always effective</b>	<b>Sometimes effective</b>	<b>Just satisfactory</b>	<b>Generally Ineffective</b>	<b>Very poor communication</b>
How do you rate the student's ability to understand the course taught by you?	130	101	82	51	47



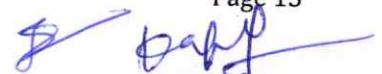
**Figure3: Graphical representation of Teachers Feedback**

## Feedback Analysis and Action Taken Report

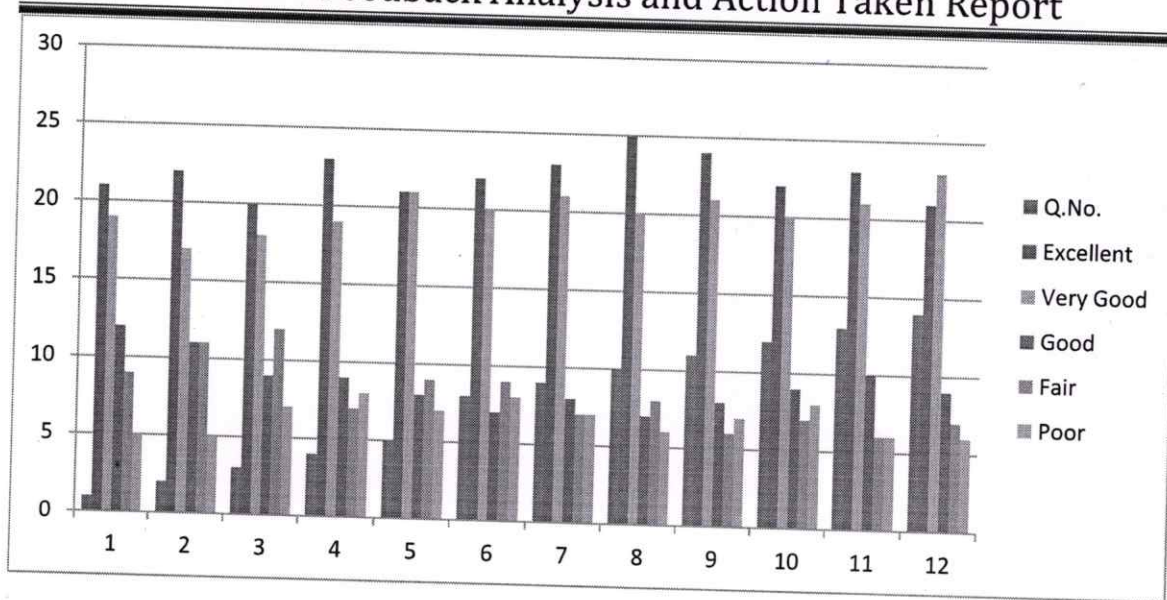
### 10. FEEDBACK ANALYSIS OF EMPLOYER'S FEEDBACK ON CURRICULUM

Question	Excellent	Very Good	Good	Fair	Poor
Technical skills appropriate to job requirements?	21	19	12	9	5
Accountability: Punctual in attending work and honor commitment to meet deadlines?	22	17	11	11	5
Competency level?	20	18	9	12	7
Adequacy of skill?	23	19	9	7	8
Quality of Work: Completes tasks accurately. Work reflects neatness, attention to detail, and Compliance to company standards?	21	21	8	9	7
Adequacy of curriculum?	22	20	7	9	8
Target Orientation?	23	21	8	7	7
Initiative: Consistently demonstrates a proactive nature. Takes appropriate action without constant supervision?	25	20	7	8	6
Ability to relate theory to practice?	24	21	8	6	7
Analysis and Judgment: Demonstrates the ability to analyze the facts and make sound decisions?	22	20	9	7	8
Communication and Attitude: Expresses verbal and written ideas effectively. Interacts well with others and resolves conflicts?	23	21	10	6	6
Overall rating?	21	23	9	7	6



## Feedback Analysis and Action Taken Report



**Figure 4: Graphical Representation of Employer Feedback**

### 11. ANALYSIS OF THE FEEDBACK FROM THE STAKEHOLDERS:

Based on the feedback collected from all the stakeholders, and the verbal feedback given by stakeholders directly or through their mentors, the following observations were made concerning the programs offered irrespective of the disciplines:

- a. For more focus on practical collaboration with tool rooms and industry is required.
- b. More hands-on experience with increased access to relevant tools and resources was desired majorly from the students.
- c. Value addition certificate programs to be introduced like AI, Performing Art, and Visual Art.

### 12. ACTION TAKEN BASED ON THE FEEDBACK:

**Feedback from Students:** The university surveyed its current students to obtain feedback on the curriculum and its transactions. The majority of the Students reported that the curriculum was comprehensive and covered all the topics in their field of study. However, a small percentage of students suggested that some courses could be made more interactive and practical.

**Action Taken:** Based on the feedback, the university has taken the following actions:

1. Increased the number of practical sessions in some courses to make them more interactive and hands-on.
2. Encouraged teachers to use more case studies and real-life examples in their lectures to make the

## Feedback Analysis and Action Taken Report

material more relevant and engaging.

3. Provided additional training to teachers on teaching methods and technology to help them effectively implement these changes in the classroom.

**Feedback from Teachers:** The university also sought feedback from its Teachers on the curriculum and its transactions. The Teachers generally reported that the curriculum was well structured and covered all the important topics. However, some Teachers suggested that some courses could be updated to reflect the latest developments in their respective fields.

**Action Taken:** Based on the feedback, the university has taken the following actions:

1. Conducted a review of the curriculum and updated some courses to reflect the latest developments in the respective fields.
2. Encouraged Teachers to attend professional development workshops and conferences to stay up-to-date with the latest developments in their field of study.
3. Provided additional resources and support to Teachers to help them effectively implement changes in their respective courses.

**Feedback from Employers:** The University also sought feedback from employers who have hired its graduates. The employers generally reported that Mewar University graduates are well-prepared and knowledgeable in their respective fields. However, some employers suggested that the university could do more to emphasize practical skills and real-world experience in its curriculum.

**Action Taken:** Based on the feedback, the university has taken the following actions:

1. Increased the number of internship and opportunities for Students to gain real-world experience.
2. Encouraged Teachers to incorporate practical skills and real-world scenarios into their courses.
3. Provided additional resources and support to Students to help them effectively apply their knowledge and skills in real-world situations.

**Feedback from Alumni:** The university also sought feedback from its alumni on the curriculum and its transactions. The majority of the alumni reported that the curriculum was comprehensive and provided them with a strong foundation for their careers. However, a small percentage of alumni suggested that



## Feedback Analysis and Action Taken Report

the university could do more to prepare them for the challenges of the workplace.

**Action Taken:** Based on the feedback, the university has taken the following actions:

1. Incorporated more real-world scenarios and practical skills into the curriculum to better prepare students for the challenges of the workplace.
2. Provided additional career counseling and job search support to students to help them effectively transit into the workforce.
3. Encouraged alumni to stay connected with the university and participate in mentorship programs to provide their juniors with guidance and advice as they embark on their careers.

Mr. Dhwanj Kirti Sharma

Director (Academics)

Dr. Gautam Dhakad

HoD, Agriculture



Mr. Kapil Nahar

Deputy Dean, Engineering

Dr. Jitendra Vaswani

IQAC, Coordinator